



Computer Systems and Networks

ECPE 170 – Vivek Pallipuram– University of the Pacific

Introduction

Dr. Venkittaraman Vivek
Pallipuram Krishnamani






Evolution of Dr. Pallipuram's Name



Originally: Vivek Raman

Father's Name: P.K.V. Raman



School Gave the Government my
name as: Vivek P.K.V. Raman



Government took my name as:
Venkittaraman Vivek Pallipuram
Krishnamani



Clemson University took my name as:
Vivek Kris. Pallipuram



ECE Department gave me several
names: Vivek, Kris., Krishna..



Dr. Venkittaraman Vivek Pallipuram
Krishnamani




My Background


- Started as an Instrumentation and Control Engineer
- Found real interest in computing
 - Master's degree and Doctorate in Computer Engineering
- Extensive experience in:
 - Porting scientific applications on supercomputers
 - Performance analysis (prediction of runtime without running an application) using probability theory
 - Probabilistic modeling in other fields: climate modeling

What is this machine?

Charles Babbage's Difference Machine circa 1847



ENIAC - 1946




ENIAC

Eckert and Mauchly



- 1st working electronic computer (1946)
- 18,000 Vacuum tubes
- 1,800 instructions/sec
- 3,000 ft³

EDSAC 1 - 1949



EDSAC 1 (1949)

- Maurice Wilkes



1st stored program
computer
650 instructions/sec
1,400 ft³

Apollo Guidance Computer

Used to send man on the moon



64 KB memory
 Clock speed: 43 KHz


A Modern Computer – iPad Air “2”

Apple A8X Processor

Clock speed – 1.5GHz


3 cores

2GB RAM



Used for?

Applications



Application – Angry Birds

- Written in a high level language (Objective C)
- What **resources** does *Angry Birds* need to run? (i.e. what does the *Angry Birds* executable file need to execute?)
 - Hardware
 - Processor(s) – Run program, display graphics, ...
 - Memory – Store programs, store data
 - I/O – Touch screen, storage, network, 3-axis gyro, ...
 - Software - Operating system

Software - Operating System

- Apple iOS – Used in iPads, iPhones, iPods, Apple TV
 - Variant of Mac OS X operating system used on traditional Macs

- **What are some jobs of this operating system?**
 - Manage hardware
 - Manage applications (multitasking)

- Written in high-level languages
 - C, C++, Objective C (varies by component)
 - **Can we run this code directly on the processor?**

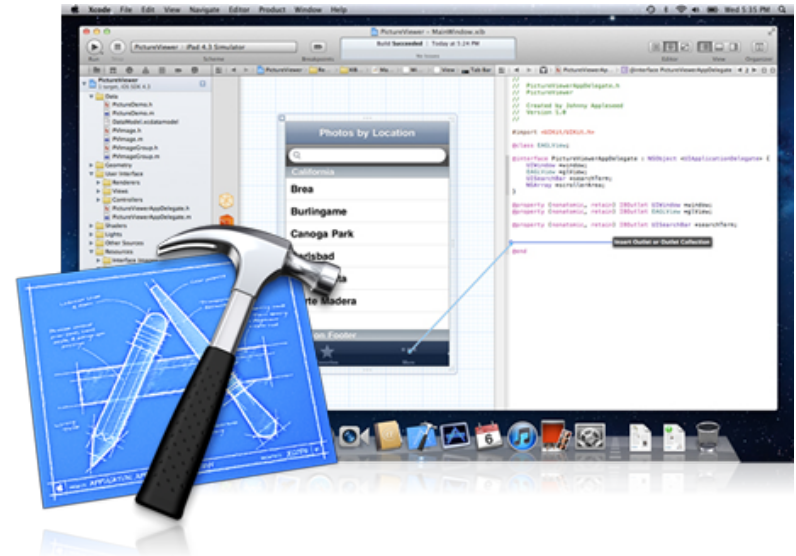
Software - Compilers / Interpreters

- These are programs that **build** other programs!
- Goal: Convert high-level languages into machine code that can be directly executed by hardware


- Examples

- Apple Xcode
- Microsoft Visual Studio

- **What's the difference between a compiler and interpreter?**



Hardware

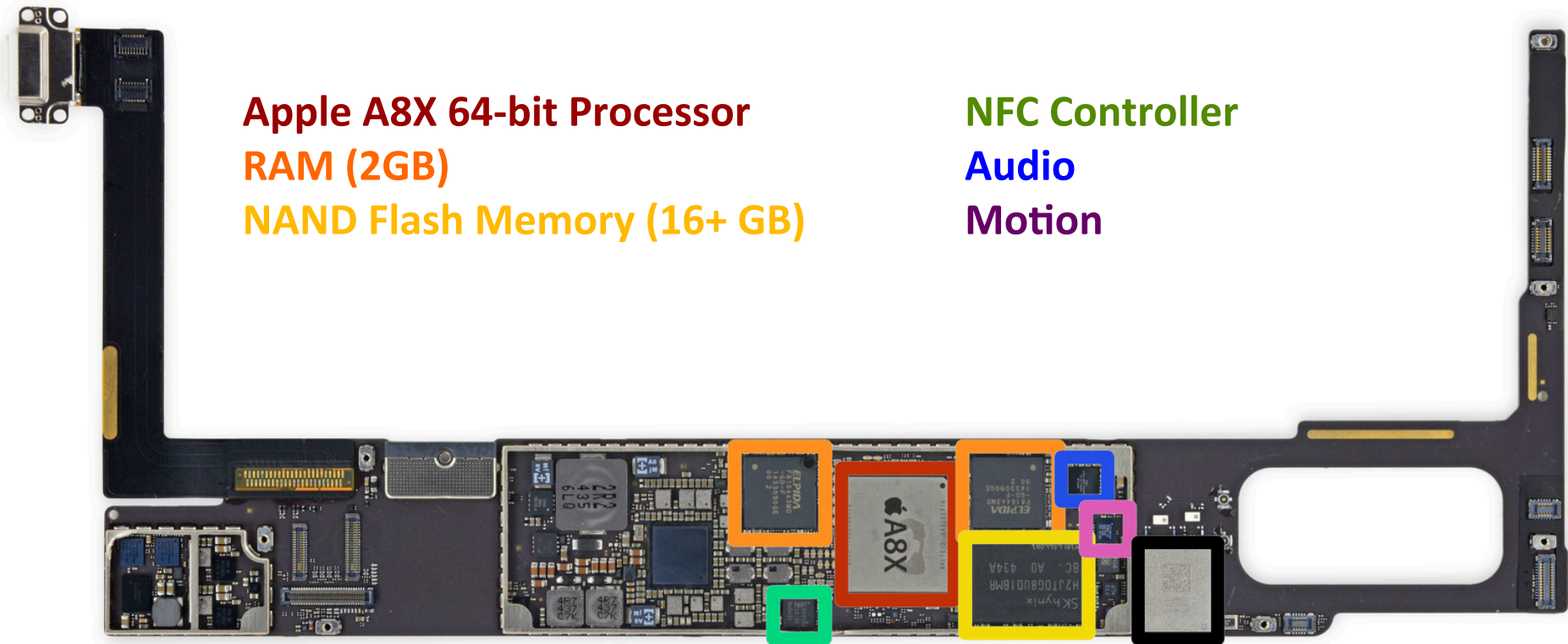


<https://www.ifixit.com/Teardown/iPad+Air+2+Teardown/30592>

Hardware

Apple A8X 64-bit Processor
RAM (2GB)
NAND Flash Memory (16+ GB)

NFC Controller
Audio
Motion



iPad Air “2” Processor

➤ Apple A8X Processor

➤ Clock speed – 1.5GHz

➤ 3 cores

➤ 2GB RAM

What do these mean?

➤ **What does a processor do?**

➤ Executes machine language instructions

➤ **Machine language?**

➤ **How does the processor execute the instructions?**

Microarchitecture



How Does It Work?


- Apple won't tell us – trade secret!
- Experts can dissolve (with acid), burn, or grind off outer protective layers of chip and then peer inside:
 - Need a *really good* microscope!
 - *Reverse Engineering in the Semiconductor Industry:*
<http://www.scribd.com/doc/53742174/Reverse-Engineering>




Can see this level of detail with your own eyes...

Divided into logic blocks with different functions:

- Processor
- Cache memory
- Memory Controller
- Video (GPU)







SEM Cross-Section of (older) Apple A5

Digital Logic

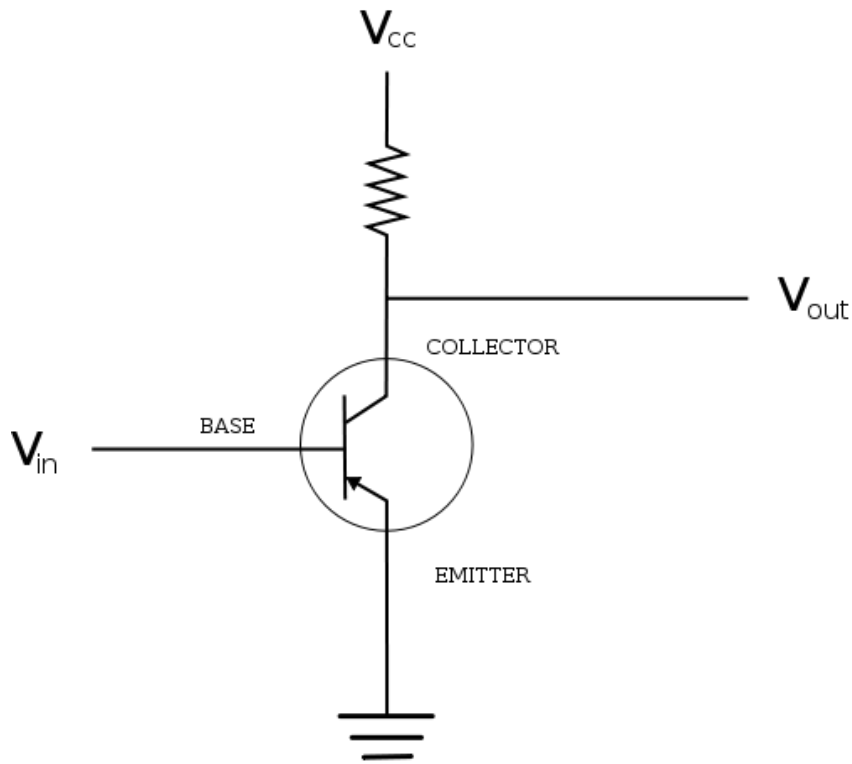
Memory cell



Transistor

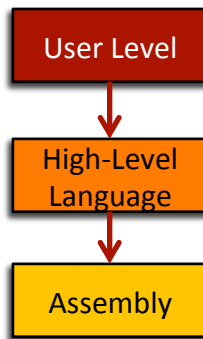


Transistors



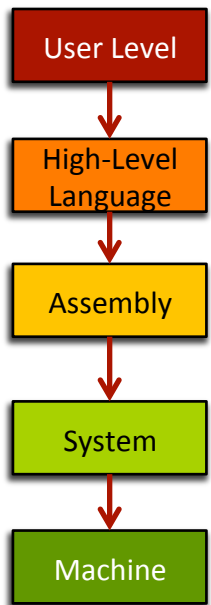
- You can still make assumptions at this level that the transistor is either “on” (1) or “off” (0)
- But below this are **analog circuits**

The Computer Level Hierarchy



- Level 6: The **User Level** – “Angry Birds”
 - Program execution and **user interface** level
- Level 5: **High-Level Language Level** – “Objective C”
 - Programming languages like C++, Java, Python, ...
- Level 4: **Assembly Language Level** – “ARM Assembly”
 - Program directly at this level, or ...
 - **Use a compiler/interpreter** to process/convert high-level code

The Computer Level Hierarchy



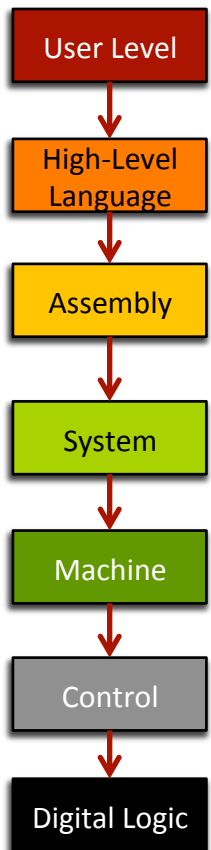
➤ Level 3: **System Software Level** - “iOS”

- Controls active programs and manages system resources
- Assembly language instructions often pass through Level 3 without modification

➤ Level 2: **Machine Level**

- Instruction Set Architecture (ISA) Level
- Instructions are particular to the architecture of the specific machine (i.e. Intel processors, ARM processors, IBM processors...)

The Computer Level Hierarchy



These levels are too hardware-oriented for ECPE 170...

➤ Level 1: **Control Level**

- Decodes and executes instructions and moves data through the system
- **ECPE 173 – Computer Organization & Architecture**

➤ Level 0: **Digital Logic Level**

- Digital circuits, gates and wires implement the mathematical logic of all other levels
- **ECPE 71 – Digital Design**
ECPE 174 – Advanced Digital Design

Course Overview



Motivating Question


- **What do you, as a programmer, need to know about the underlying system (software *and* hardware) to write more efficient code?**
 - Role of the tools
 - Compiler, assembler, linker, profiler
 - Role of the operating system and its efficient usage
 - Assembly programming (using the CPU efficiently)
 - Memory hierarchy and its impact on performance

General Theme: Professor Pallipuram will be the General Manager
YOU are the software engineer


Course Goals

- Present a complete view of how computer systems are constructed
 - From the CPU assembly programming level to the user application level
- Understand the relationship between computer software and hardware
- Lay the foundation for future courses
 - Advanced Digital design / VLSI
 - Operating systems
 - Computer networking
 - Application development

C Programming Language




- **Why not Python, Java, Ruby, Perl, PHP, ...?**
- High-level languages (especially interpreted, managed code...) try to *hide* the underlying machine from you
- ECPE 170 wants to *reveal* the underlying machine to you!



- Course will be taught 100% in Linux
- *Did you have to choose Linux for ECPE 170?*
- No, not really, but...
 - Too many Pacific graduates were *escaping* without a working knowledge!
 - **Feedback from co-op employers and graduates: “More Linux/Unix skills please!”**

Linux



- **Who here has used a Linux desktop/laptop/server before?**
- **Who here has used a Linux “device” before?**
 - *I’d be surprised if it isn’t everyone...*
 - Android runs a Linux kernel
 - Amazon Kindle runs a Linux kernel
 - TiVO runs a Linux kernel

Discussion

- **What is open-source?**
- **What is an operating system *kernel*?**
 - **Is the kernel everything you need from an OS?**
- **What is Linux?**
- **What is Ubuntu Linux? (RedHat? Debian? ...)**
 - **→ Show family tree of distributions ←**

Virtual Machine



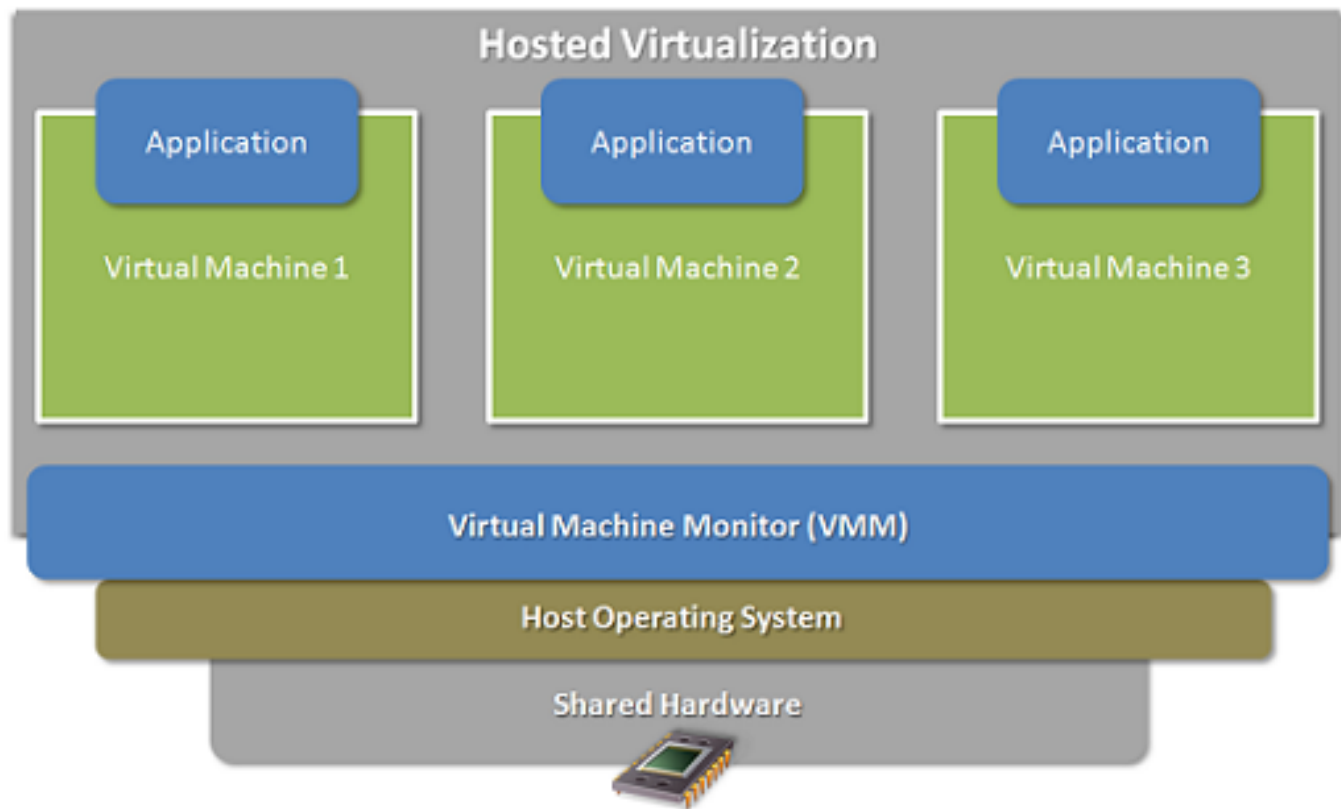
- **Course will be taught 100% from a virtual machine booting Linux that *you* install!**
- *Couldn't you just give us remote access to a server someplace that is already configured?*
- Yes, but...
 - By installing it yourself you will have the skills to use it again in the future
 - No mysterious "Professor Pallipuram/Shafer" software configuration

Discussion

- **What is a Virtual Machine?**
 - Is this the same thing as a *Java* virtual machine?
- **How is it different from dual booting?**
- **Which comes first, the virtual machine, or the OS?**
 - Answer: It depends!
 - Typical desktop install: hosted virtualization
 - Typical server install: bare-metal virtualization

Recommended
technique for ECPE
170

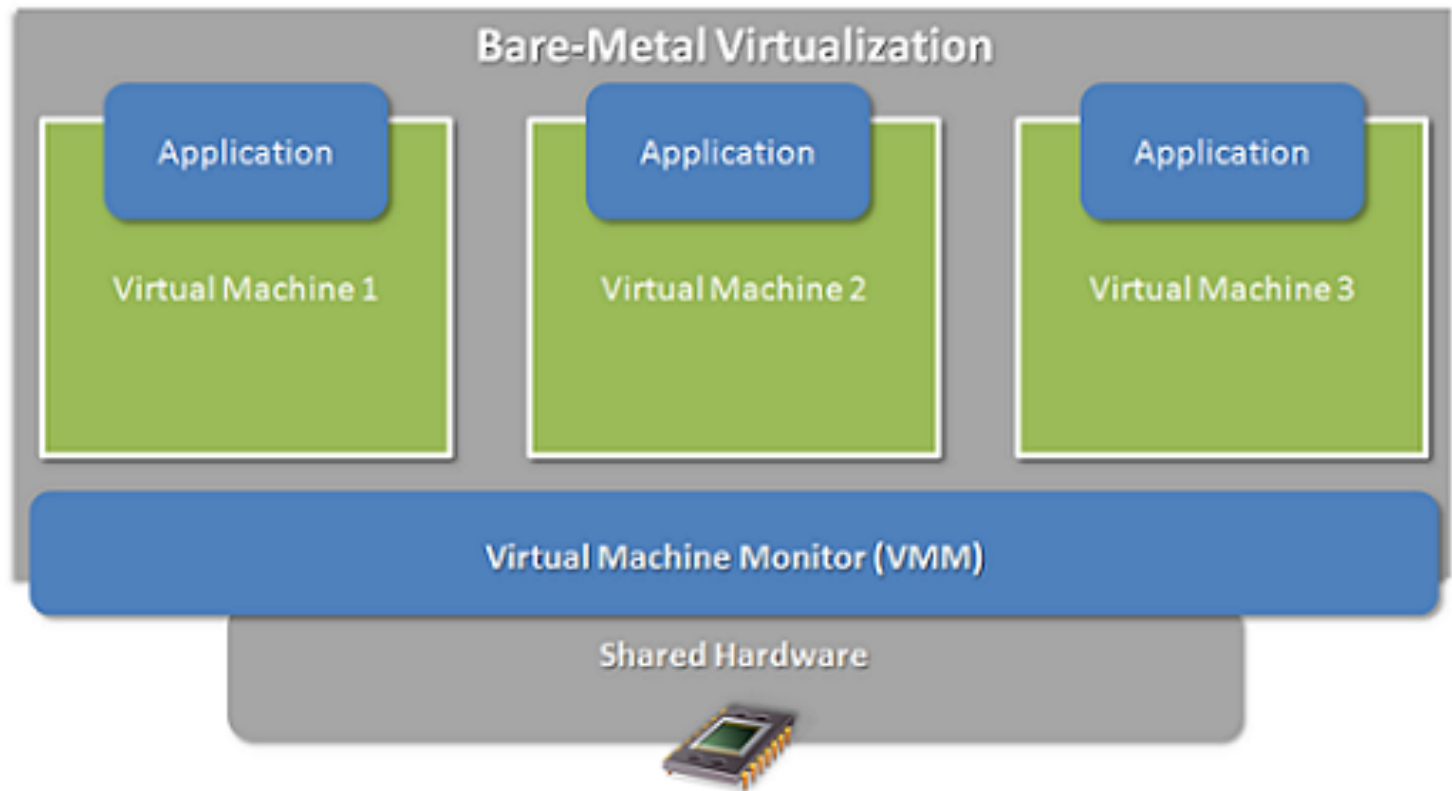
Hosted Virtualization



Bare-Metal Virtualization

More efficient, but not as easy to install.

The virtual machine monitor acts like an operating system itself!



Version Control



- **Course will use version control!**
 - Only way to get lab code or turn in assignments
 - *Did you have to mandate VCS for ECPE 170?*
 - No, not really, but...
 - Too many Pacific graduates were *avoiding* learning this on their own!
 - **Feedback from co-op employers and graduates: "Only n00bs work without version control!"**
 - Used everywhere: Source code of all kinds! (C++, Python, Matlab, VHDL/Verilog, ...)

Version Control



➤ **Who here has used a *version control system* before?**

- What system?
- Where at?
- What purpose?



Questions?

➤ Questions?

➤ Concerns?

Course Mechanics



Websites

Main website (syllabus, schedule)

- <http://ecs-network.serv.pacific.edu/ecpe-170>

Canvas website (gradebook)



- <http://canvas.pacific.edu>

Bitbucket.org (version control)

- <http://bitbucket.org>

Textbook

- **No official textbook**
- Optional reference books (useful for this class and beyond)
 - The C Programming Language, 2nd Edition
 - See MIPS Run, 2nd Edition
- **Please suggest useful online or print references throughout the semester**



Grading

➤ 30% - Exams

- 15% - Mid-term exam
- 15% - Final exam

➤ 70% - Labs

- Points assigned to each lab will vary based on complexity
- Each lab *begins* as an in-class activity
 - Unfinished work becomes homework/project
 - **Labs are large – assume “the usual” amount of homework/projects for a 4-credit class**
- **Tip: The best students last semester *started* the labs outside of class, and finished them as an in-class activity**

Honor Code

- All assignments are submitted individually
- **Encouraged Activities**
 - Collaborating with your classmates
(asking questions, solving problems together)
 - Searching for solutions online
 - Provided code copied does not exceed 25% of total assignment length
 - Provided you clearly **document this copy** in your source code and lab report
 - What did you copy? Where did it come from?

Honor Code

➤ **Risky Activities**

- Having your classmates type on your computer or assignment file

➤ **Forbidden Activities**

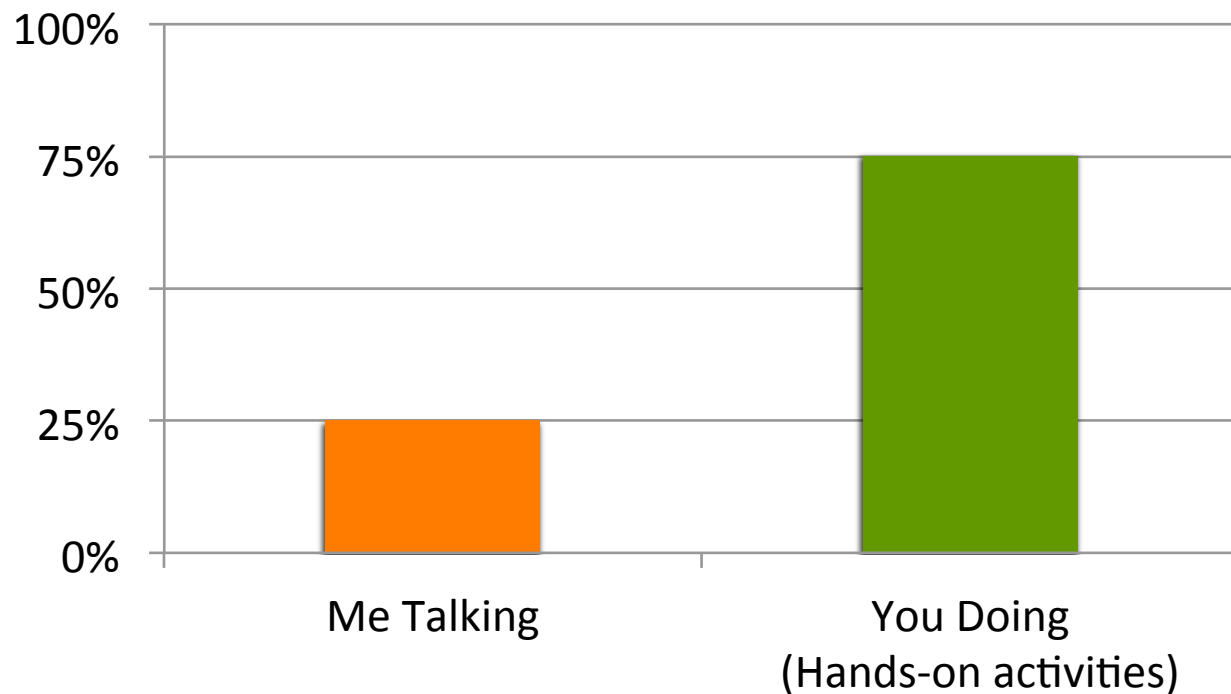
- Copying someone's work verbatim (classmate or otherwise)
- Copying someone's work and obfuscating its source

Lab Topics

1. Linux
2. Version Control
3. C Programming
4. C Programming Project
5. Performance Measurement
6. Performance Optimization (compiler and programmer techniques)
7. Performance Optimization (Memory systems)
8. Network Programming 1 (Python)
9. Network Programming 2
10. Assembly Programming 1 (MIPS)
11. Assembly Programming 2
12. Assembly Programming 3

Class Time

➤ The goal* in designing this course:



* Actual time in any specific class may vary

Lab 1 - Linux



Homework

➤ **Before the next class**

1. **Skim “Virtual Machine Setup” tutorial instructions on website**
 - http://ecs-network.serv.pacific.edu/ecpe-170/tutorials/vm_setup
2. **Decide on what computer system you want to use for this class**
3. **Download all software**
 - Virtual machine installer (VMWare Player)
 - Linux .iso image (installer) – 64-bit version

Next Class - Linux Installfest

- Tutorial Day
- Objectives
 - Follow the “Virtual Machine Setup” tutorial from website to install Linux
 - Debug individual problems if needed
 - Verify OS works
 - **Email me screenshot as proof of success**

Next Class - Linux Installfest

- I want you to be comfortable as professionals working independently to solve problems
- If you complete the “Virtual Machine Setup” tutorial independently (and email me a screenshot by Thursday morning), you don’t need to attend Thursday’s class. Sleep in! *(Or come help out)*
- I will still be here to answer all questions and solve problems

Next Class - Linux Installfest

- ➔ **Warning: Don't skip class Thursday, and then tell me next Tuesday at Lab #1 that your OS doesn't work!**

Lab 1 - Linux

- **The first lab is next Tuesday**
 - Topic: Linux
 - Crash course in command-line usage

- **Lab 1: Pre-Lab**
 - Show me the working command prompt in your Linux install. Hopefully you will have this done by end-of-class Thursday
 - **Pre-Labs are always due at the start of the lab**

Bring Laptop!

Every class – bring your laptop



Bring Laptop!

Every class – bring your laptop!



Bring Laptop!

Every class – bring your laptop!!



(*) Maybe not this one, but you get the idea...

Bring Laptop!

Every class – bring your laptop!!

Just assume we'll do at least *some* lab activity in class unless it's been made crystal clear in advance that a day will be all lecture/discussion instead...

Bring Laptop!

- *No laptop? Let's try installing Linux to a USB stick and dual boot the classroom computers.*
- *See me after class to sign-out hardware...*

Questions?

➤ Questions?

➤ Concerns?