

ELEC / COMP 177 – Fall 2012

Computer Networking

→ Routing Protocols (1)

Some slides from Kurose and Ross, *Computer Networking*, 5th Edition

Schedule


- **Homework #4** – Due Thursday, Nov 1st
- **Project #2** – Due Tuesday, Nov 6th
- *Later this semester:*
 - *Homework #5* – Due Thursday, Nov 13th
 - *Homework #6 - Presentation on security/privacy*
 - *Topic selection* – Due Tuesday, Nov 20th
 - *Slides* – Due Monday, Nov 26th
 - *Present!* – Tuesday, Nov 27th (and Thursday)
 - *Project #3* – Due Tue, Dec 4th

Today

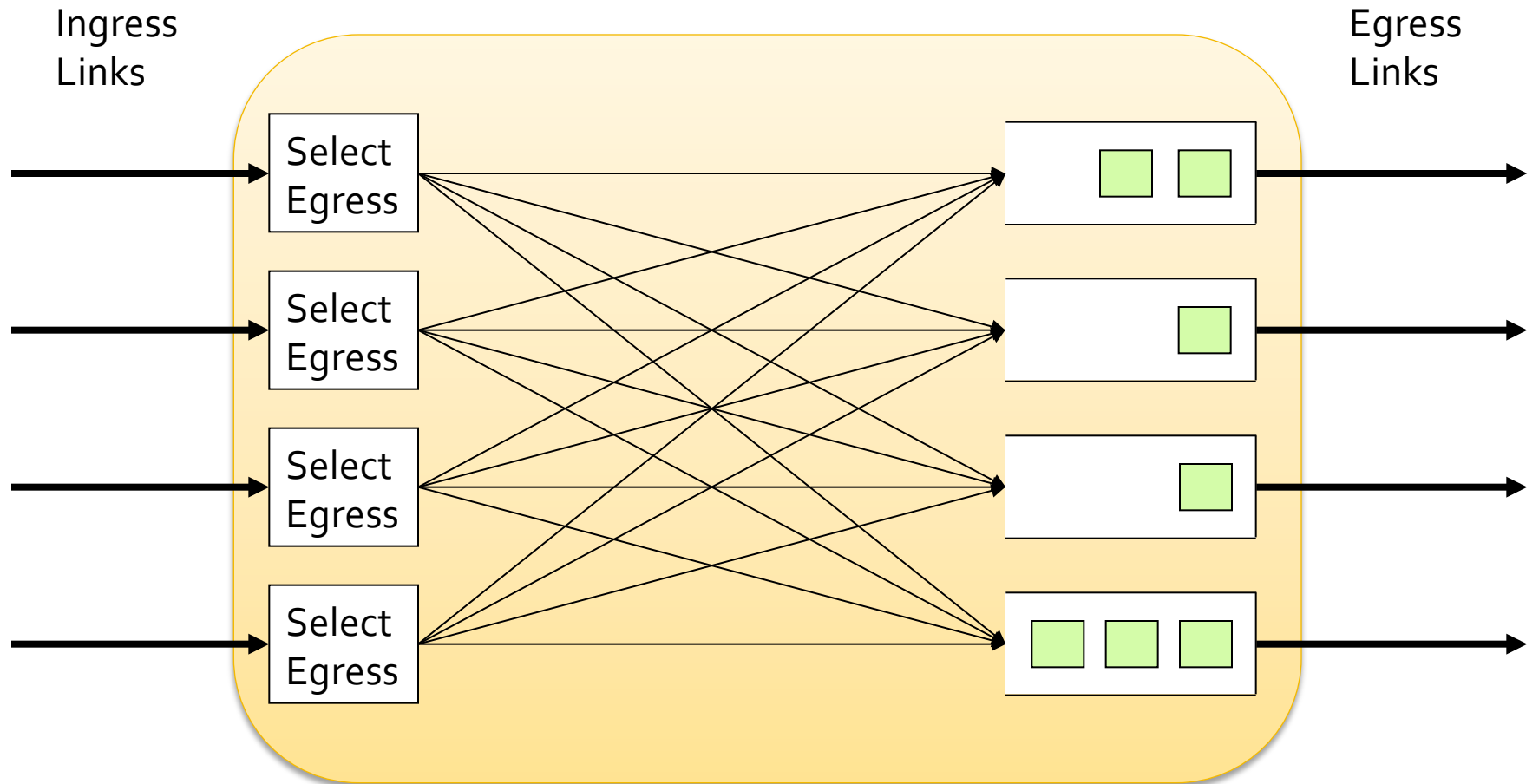
- Discuss what routers do internally
- Discuss the “other piece” of the network layer besides IP: **Routing algorithms**
 - How do routers decide what port to forward a packet out on?
 - *Beyond just having the administrator enter all routes manually like you did in the lab before RIP was enabled...*

Router Operation

What's inside a router?

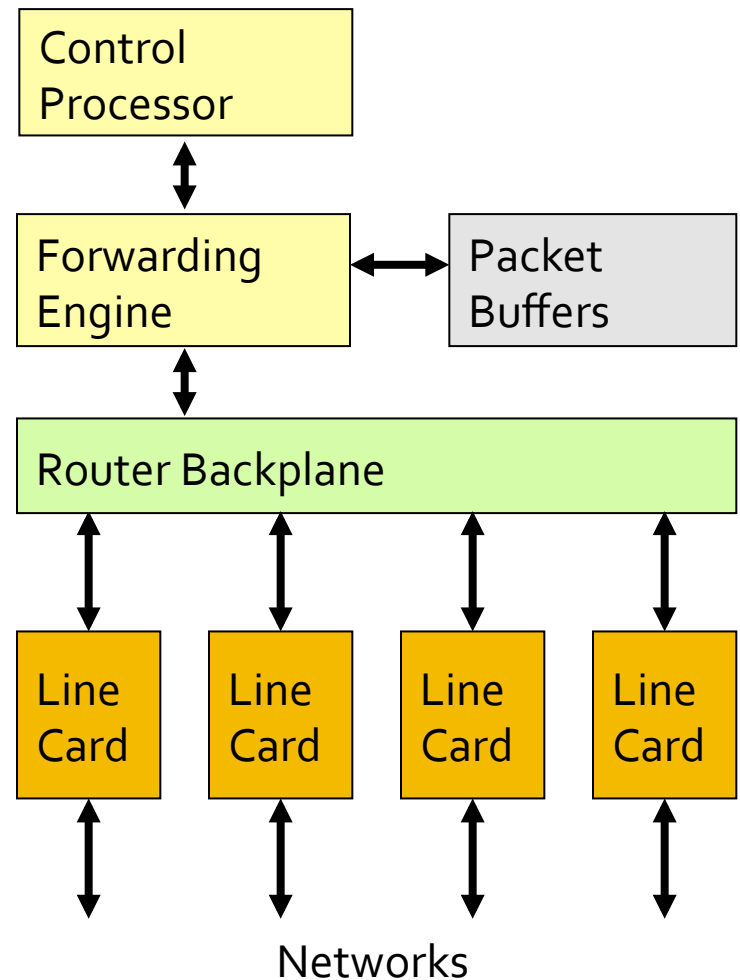


Simplified model of a router



Basic Router Components

- Key Modules
 - Network Interface
 - Packet processing
 - Packet buffering
 - Packet switching
- Processing and buffering can be centralized or decentralized



Packet Processing

- What does a router need to do?
- Driven by protocols
 - Ethernet
 - IP
 - ARP
 - ICMP
 - Transport: TCP, UDP, etc.

On packet arrival...

- Processing
 - Buffer packet?
 - Determine protocol (e.g., IP vs. ARP)
 - Verify checksum, validate the packet, etc.
 - Collect statistics?
- What's next in the "common" (valid IP packet) case?
 - Select egress link

Selecting an Egress Link

- Forwarding table lookup
 - Longest prefix match
 - Determine next hop IP address and egress link
- **What if no match?**
- **Is this sufficient to route the packet to an output queue?**

Prefix	Next Hop	Port
63/8	128.34.12.1	3
128.42/16	128.34.12.1	3
156.3/16	128.36.21.1	2
156.3.224/19	128.36.129.1	1
128.42.96/20	128.37.37.1	4
128.42.128/24	128.36.129.1	1
128.42.160/24	128.36.21.1	2

Updating the Destination Address

- ARP table lookup
 - Exact match on next hop IP address
 - Determine next hop MAC address
- **What if no match?**

IP	MAC
128.34.12.1	0C:FF:63:82:44:01
128.36.21.1	04:32:11:44:82:60
128.36.21.18	10:44:82:82:44:07
128.37.37.37	08:82:82:44:16:32
128.34.12.14	20:33:71:28:15:70
128.36.21.42	14:93:29:22:15:28

Generating ARP Requests

- Broadcast on output port
 - Ask for MAC address of next hop IP address
- Wait for reply
 - **What do you do with the packet?**
 - **How long should you wait? (tradeoffs?)**
- Receive reply
 - Update ARP table
 - Packet continues along forwarding path

Receiving ARP Requests

- Does the IP address match the IP address of the interface that received the ARP request?
 - Another system is trying to determine your MAC address
 - Respond with the appropriate ARP reply on the same interface
- **Should ARP requests be forwarded if they aren't for the router?**

Updating Packets

- Select egress link
- Update MAC address
- **Is it now OK to forward packet to output queue?**

- IP packet header must be modified
 - **What needs to be modified?**
 - **When should it be modified?**

Buffering

- Why do packets need to be buffered?
 - Waiting for access to a resource (lookup table, switch, etc.)
 - Waiting for an ARP reply
 - ...
- What happens when buffers get full?
 - Packets have to be dropped
- How large do buffers need to be?
 - Statistical multiplexing

Error Handling

- ICMP Messages
 - Notify sender of errors
- Common error types
 - Host/network unreachable
 - No ARP response
 - Time exceeded
 - TTL decremented to zero
 - No route to host
 - No entry in routing table

Routing Algorithms

Two Key Network-Layer Functions

■ Forwarding

- Move packets from router's input to appropriate router output
- *Forwarding table*

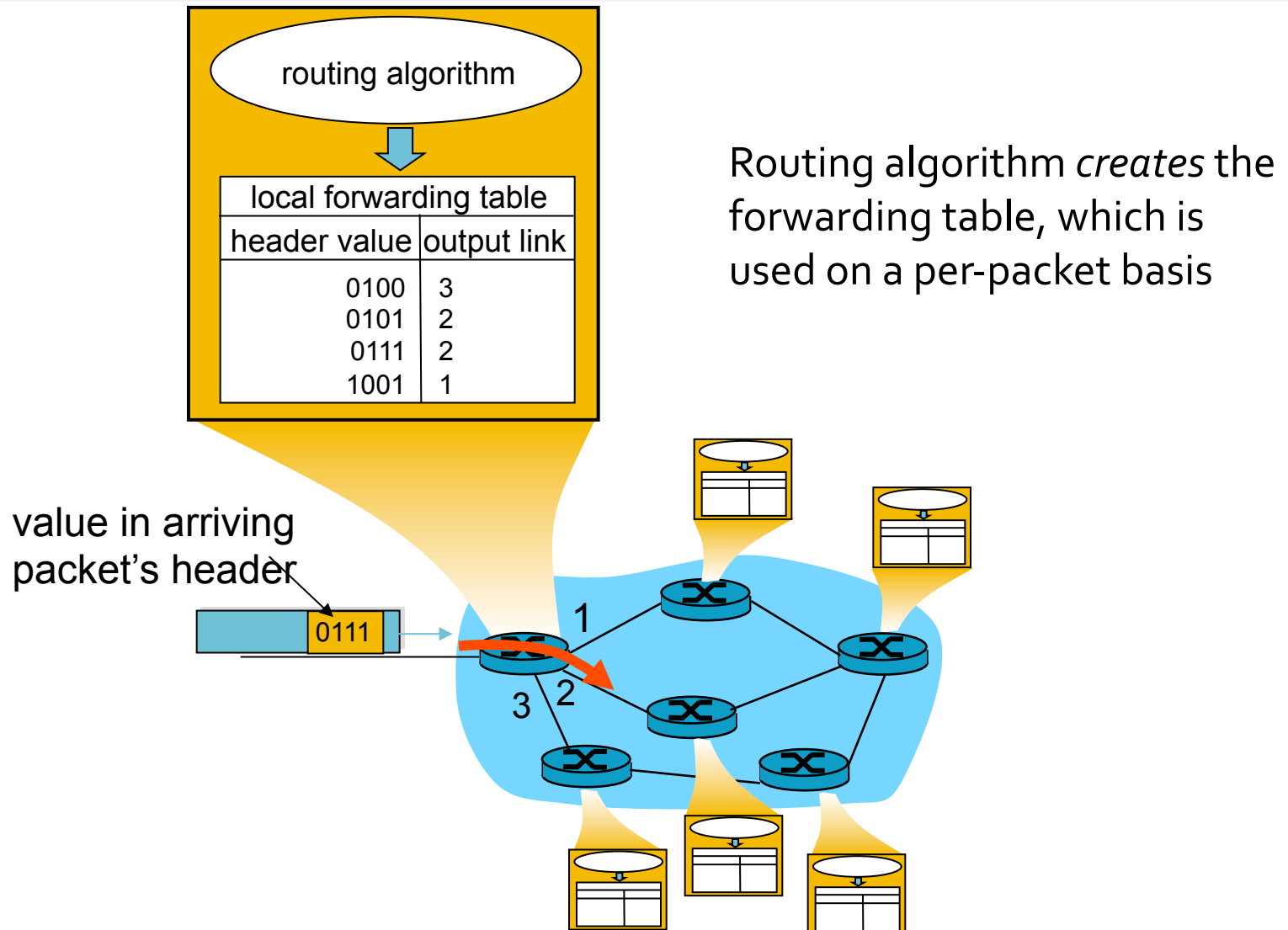
■ Routing

- Determine path (route) taken by packets from source to destination
- *Routing algorithms*

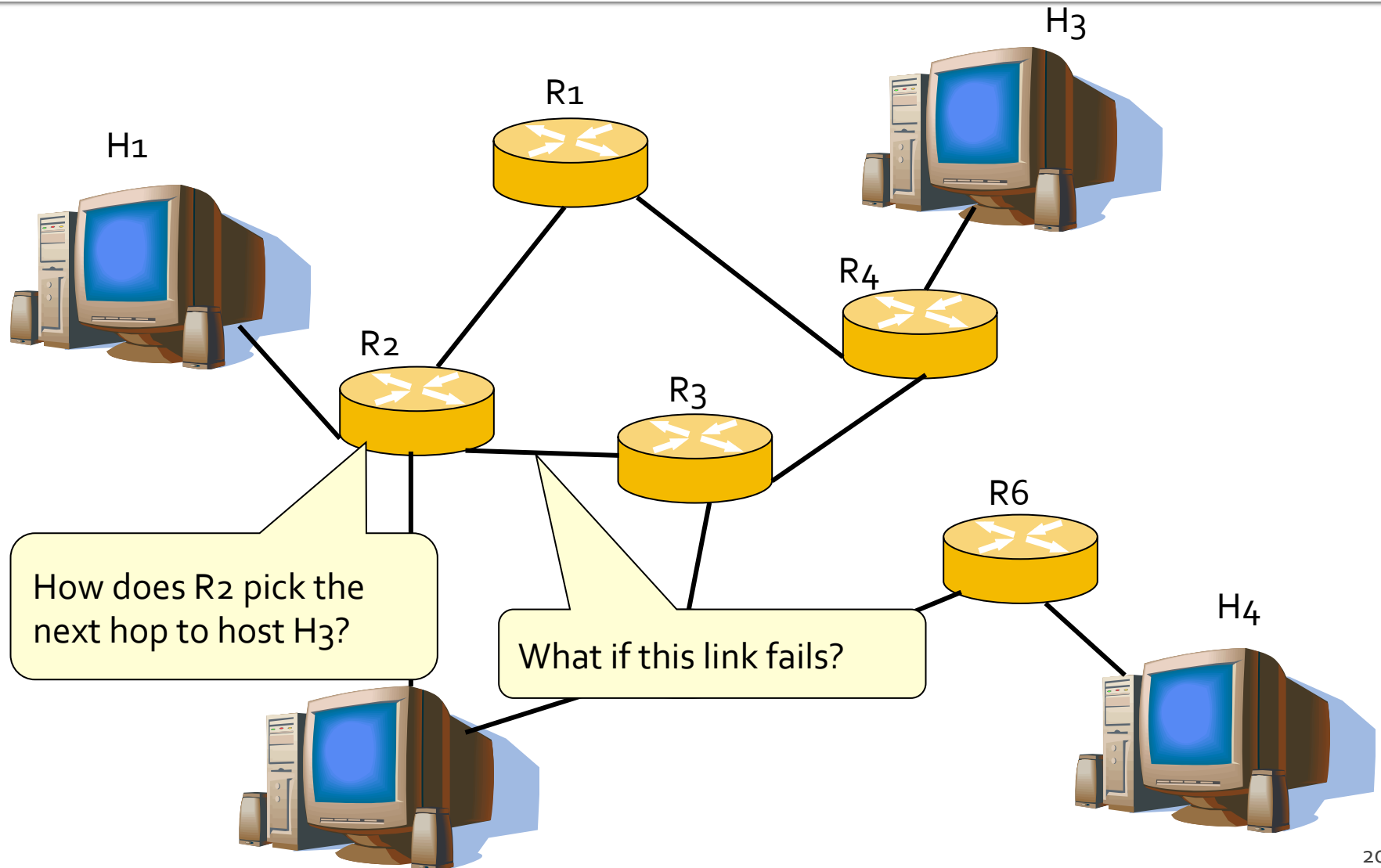
■ Road trip analogy:

- **Forwarding:** process of getting through single interchange
- **Routing:** process of planning trip from source to destination

Routing versus Forwarding



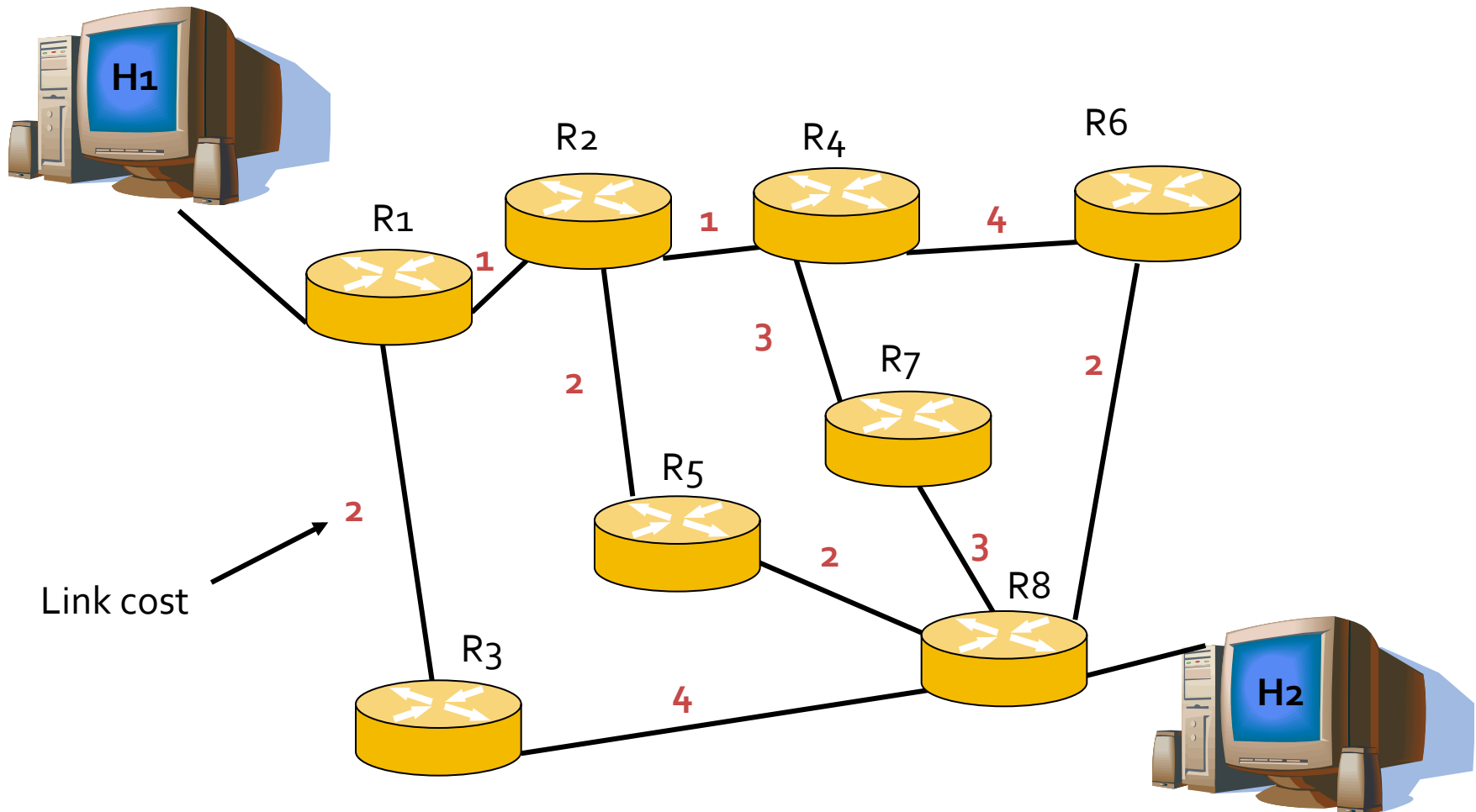
Forwarding Table Entries



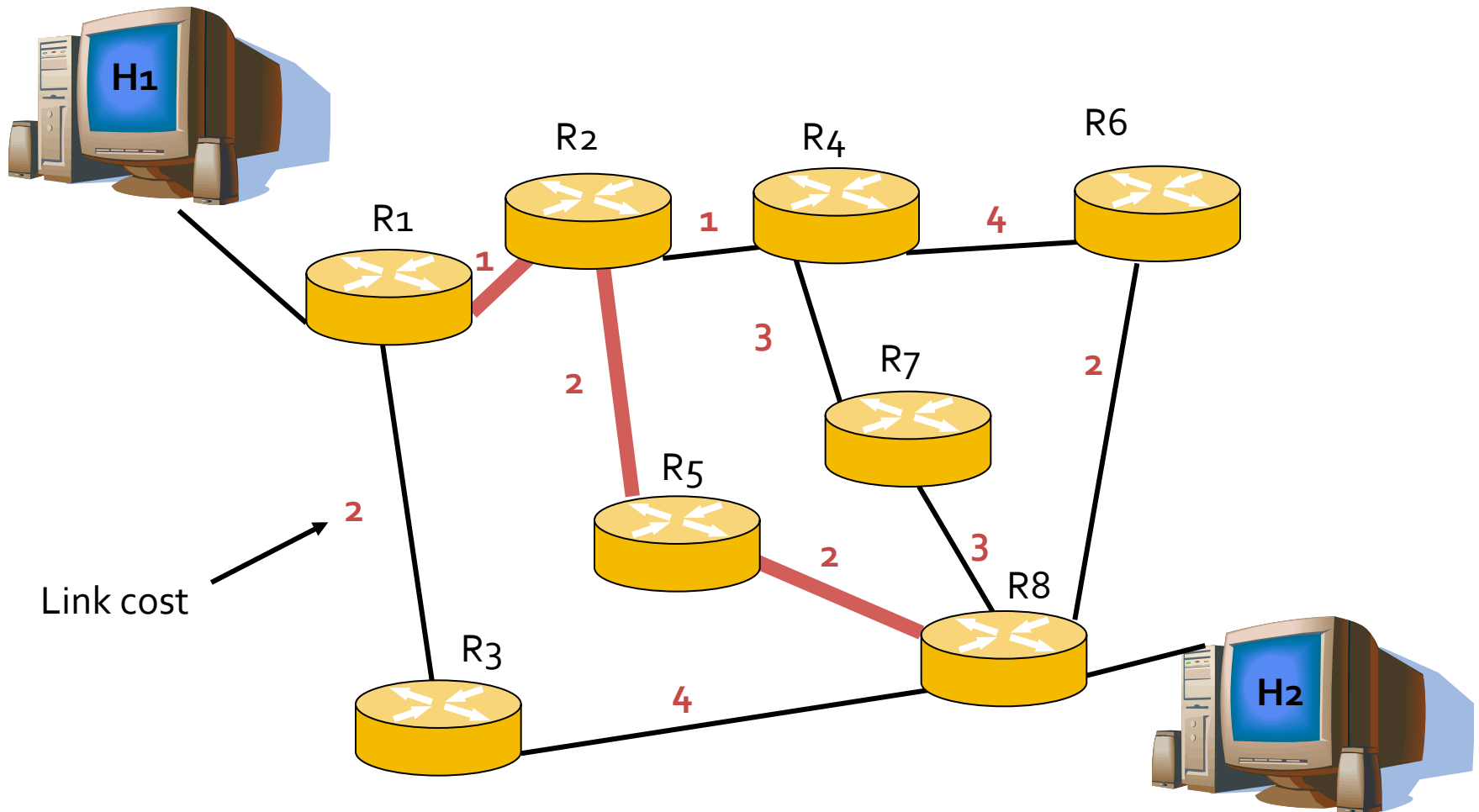
Generating/Updating Routes

- So far, we have assumed forwarding tables are populated statically by an administrator
- In reality, they are dynamically updated
 - Faster reaction to changing network conditions
- **What makes a good route?**
 - Low delay
 - High bandwidth
 - Low link utilization
 - High link stability
 - Low cost
 - (cheaper to use ISP A than ISP B)

Example Network




"Best" Path

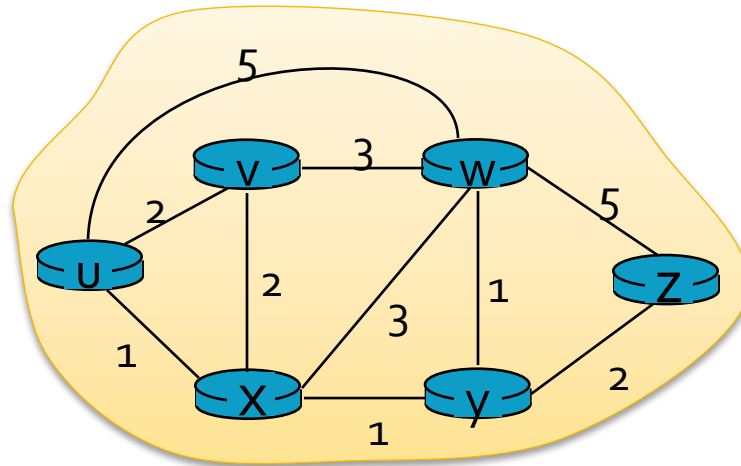


Real Networks Are Complicated

- The Internet in 2003
 - <http://www.opte.org/maps/>



Graph Abstraction



Graph: $G = (N,E)$

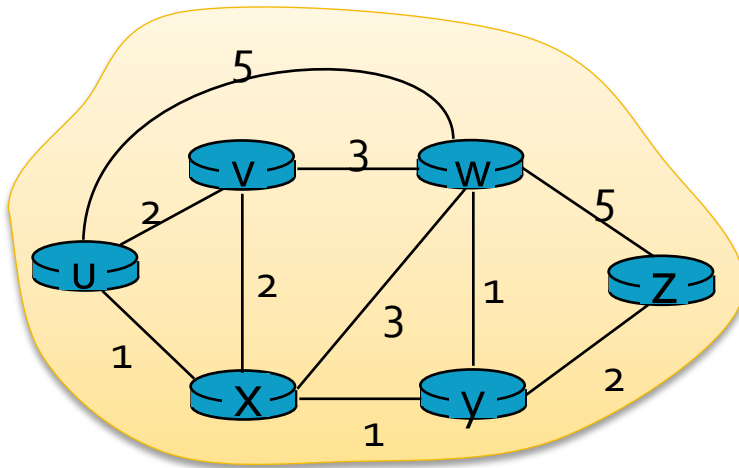
$N =$ set of routers = $\{ u, v, w, x, y, z \}$

$E =$ set of links = $\{ (u,v), (u,x), (v,x), (v,w), (x,w), (x,y), (w,y), (w,z), (y,z) \}$

Graph abstraction is useful in other network contexts.

Example: P2P, where N is set of peers and E is set of TCP connections

Graph abstraction: costs



- $c(x,x')$ = cost of link (x,x')
 - e.g., $c(w,z) = 5$
- How do we set cost?
 - Fixed, i.e. always 1
 - Inversely related to bandwidth
 - Related to congestion

Cost of path $(x_1, x_2, x_3, \dots, x_p) = c(x_1, x_2) + c(x_2, x_3) + \dots + c(x_{p-1}, x_p)$

Question: What's the least-cost path between u and z ?

Routing algorithms find the least-cost path

Routing Algorithm Classification

GLOBAL OR DECENTRALIZED?

- **Global Information**
 - All routers have complete topology, link cost info
 - “link state” algorithms
- **Decentralized:**
 - Router knows physically-connected neighbors and link costs to neighbors
 - Iterative process of computation, exchange of info with neighbors
 - “distance vector” algorithms

STATIC OR DYNAMIC?

- **Static**
 - Routes change slowly over time
- **Dynamic**
 - Routes change more quickly
 - Periodic update
 - In response to link cost changes

Link-State Routing

Dijkstra's Algorithm

Dijkstra's Algorithm


- Network topology and link costs are **known to all nodes**
 - Accomplished via “link state broadcast”
 - **All nodes have same info**
- Computes least cost paths from one node (source) to all other nodes
 - Produces **forwarding table** for that node
- Iterative: after k iterations, know least cost path to k destinations

Notation:

- u : the source (“you”)
- $c(x,y)$: link cost from node x to y ; $= \infty$ if not direct neighbors
- $D(v)$: current value of cost of path from source to dest. v
- $p(v)$: predecessor node along path from source to v
- N' : set of nodes whose least cost path definitively known

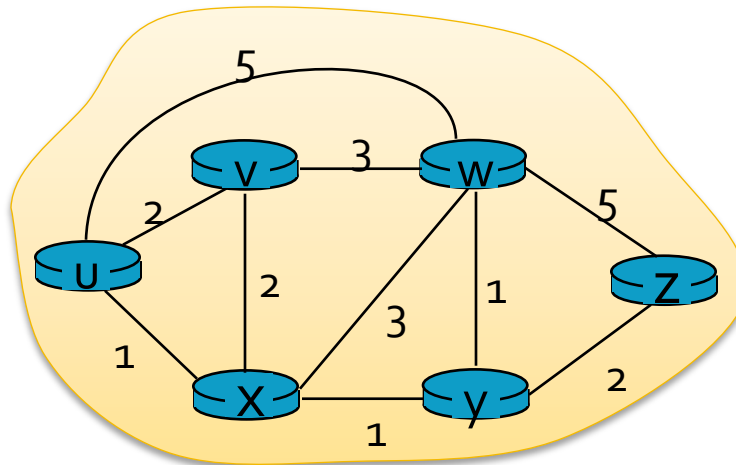
Dijkstra's Algorithm

```
1 Initialization:  
2  $N' = \{u\}$   
3 for all nodes  $v$   
4   if  $v$  adjacent to  $u$   
5     then  $D(v) = c(u,v)$   
6     else  $D(v) = \infty$   
7  
8 Loop  
9   find  $w$  not in  $N'$  such that  $D(w)$  is a minimum  
10  add  $w$  to  $N'$   
11  update  $D(v)$  for all  $v$  adjacent to  $w$  and not in  $N'$  :  
12     $D(v) = \min( D(v), D(w) + c(w,v) )$   
13    /* new cost to  $v$  is either old cost to  $v$  or known  
14       shortest path cost to  $w$  plus cost from  $w$  to  $v$  */  
15 until all nodes in  $N'$ 
```



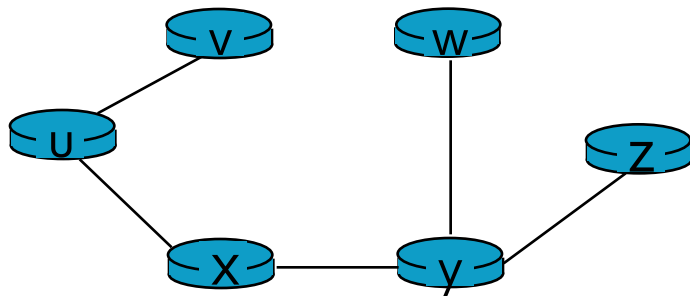
Dijkstra's Algorithm: example

Step	N'	D(v),p(v)	D(w),p(w)	D(x),p(x)	D(y),p(y)	D(z),p(z)
0	u	2,u	5,u	1,u	∞	∞
1	ux	2,u	4,x		2,x	∞
2	uxy	2,u	3,y			4,y
3	uxyv		3,y			4,y
4	uxyvw					4,y
5	uxyvwz					



Dijkstra's Algorithm: example

Resulting shortest-path tree from u:



Resulting forwarding table in u:

<u>destination</u>	<u>link</u>
v	(u,v)
x	(u,x)
y	(u,x)
w	(u,x)
z	(u,x)

Distance-Vector Routing

Bellman – Ford Algorithm

Bellman-Ford Equation

Distributed! No global knowledge needed!

Define:

$d_x(y) :=$ cost of least-cost path from x to y

Then:

Something I know...

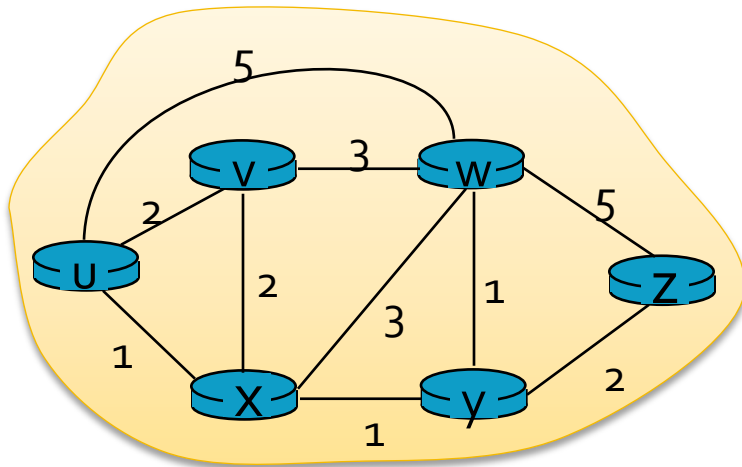
Something my neighbor told me...

$$d_x(y) = \min_v \{c(x,v) + d_v(y)\}$$

where min is taken over all neighbors v of x

Bellman-Ford Example

From the figure: $d_v(z) = 5$, $d_x(z) = 3$, $d_w(z) = 3$



B-F equation says:

$$\begin{aligned}d_u(z) &= \min \{ c(u,v) + d_v(z), \\ &\quad c(u,x) + d_x(z), \\ &\quad c(u,w) + d_w(z) \} \\ &= \min \{ 2 + 5, \\ &\quad 1 + 3, \\ &\quad 5 + 3 \} = 4 \quad (\text{by way of } x!)\end{aligned}$$

The node that provides the minimum cost is entered in the router forwarding table as the next hop

Distance Vector Algorithm

- $D_x(y)$ = estimate of least cost from x to y
- Node x knows cost to each neighbor v : $c(x,v)$
- Node x maintains distance vector
 $D_x = [D_x(y): y \in N]$
- Node x also maintains its neighbors' distance vectors
 - For each neighbor v , x maintains
 $D_v = [D_v(y): y \in N]$

Distance Vector Basics

- From time-to-time, each node sends its own distance vector estimate to neighbors
- Updates are asynchronous!
- When a node x receives new DV estimate from neighbor, it updates its own DV using B-F equation:

$$D_x(y) \leftarrow \min_v \{c(x,v) + D_v(y)\} \quad \text{for each node } y \in N$$

Distance Vector Algorithm

Iterative, asynchronous:

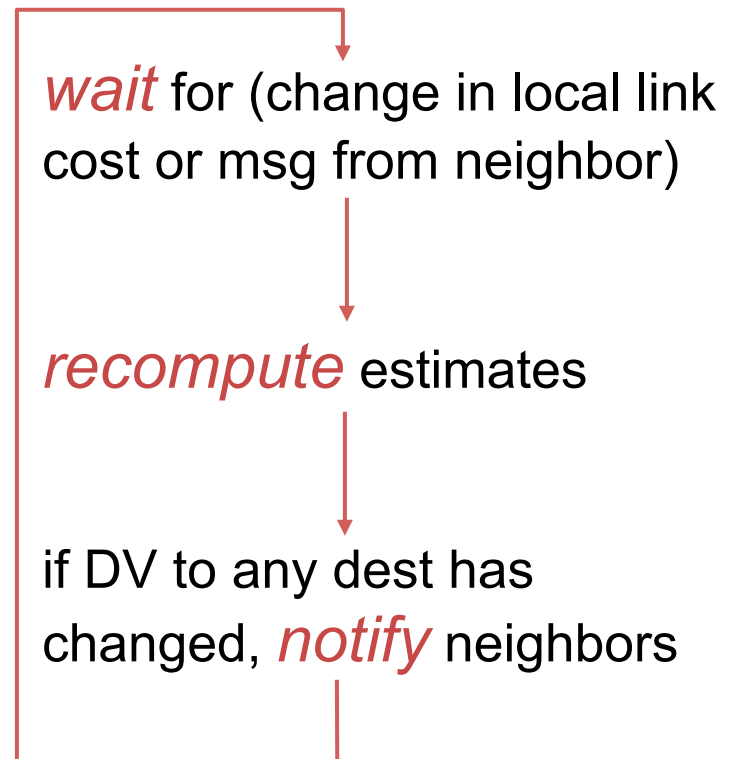
each local iteration caused by:

- local link cost change
- DV update message from neighbor

Distributed:

- each node notifies neighbors *only* when its DV changes
 - neighbors then notify their neighbors if necessary

Each node:



$$D_x(y) = \min\{c(x,y) + D_y(y), c(x,z) + D_z(y)\}$$

$$= \min\{2+0, 7+1\} = 2$$

$$D_x(z) = \min\{c(x,y) + D_y(z), c(x,z) + D_z(z)\}$$

$$= \min\{2+1, 7+0\} = 3$$

Found a shorter path!

node x table

		cost to		
		x	y	z
from	x	0	2	7
	y	∞	∞	∞
	z	∞	∞	∞

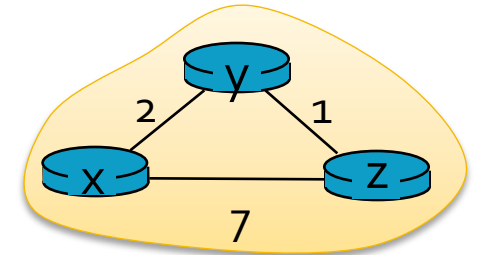
		cost to		
		x	y	z
from	x	0	2	3
	y	2	0	1
	z	7	1	0

node y table

		cost to		
		x	y	z
from	x	∞	∞	∞
	y	2	0	1
	z	∞	∞	∞

node z table

		cost to		
		x	y	z
from	x	∞	∞	∞
	y	∞	∞	∞
	z	7	1	0



time

$$D_x(y) = \min\{c(x,y) + D_y(y), c(x,z) + D_z(y)\}$$

$$= \min\{2+0, 7+1\} = 2$$

$$D_x(z) = \min\{c(x,y) + D_y(z), c(x,z) + D_z(z)\}$$

$$= \min\{2+1, 7+0\} = 3$$

node x table

		cost to		
		x	y	z
from	x	0	2	7
	y	∞	∞	∞
	z	∞	∞	∞

node y table

		cost to		
		x	y	z
from	x	∞	∞	∞
	y	2	0	1
	z	∞	∞	∞

node z table

		cost to		
		x	y	z
from	x	∞	∞	∞
	y	∞	∞	∞
	z	7	1	0

		cost to		
		x	y	z
from	x	0	2	3
	y	2	0	1
	z	7	1	0

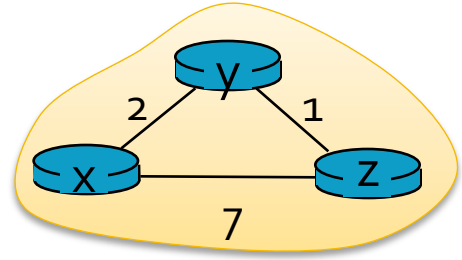
		cost to		
		x	y	z
from	x	0	2	7
	y	2	0	1
	z	7	1	0

		cost to		
		x	y	z
from	x	0	2	7
	y	2	0	1
	z	3	1	0

		cost to		
		x	y	z
from	x	0	2	3
	y	2	0	1
	z	3	1	0

		cost to		
		x	y	z
from	x	0	2	3
	y	2	0	1
	z	3	1	0

		cost to		
		x	y	z
from	x	0	2	3
	y	2	0	1
	z	3	1	0



time →

Hierarchical Routing

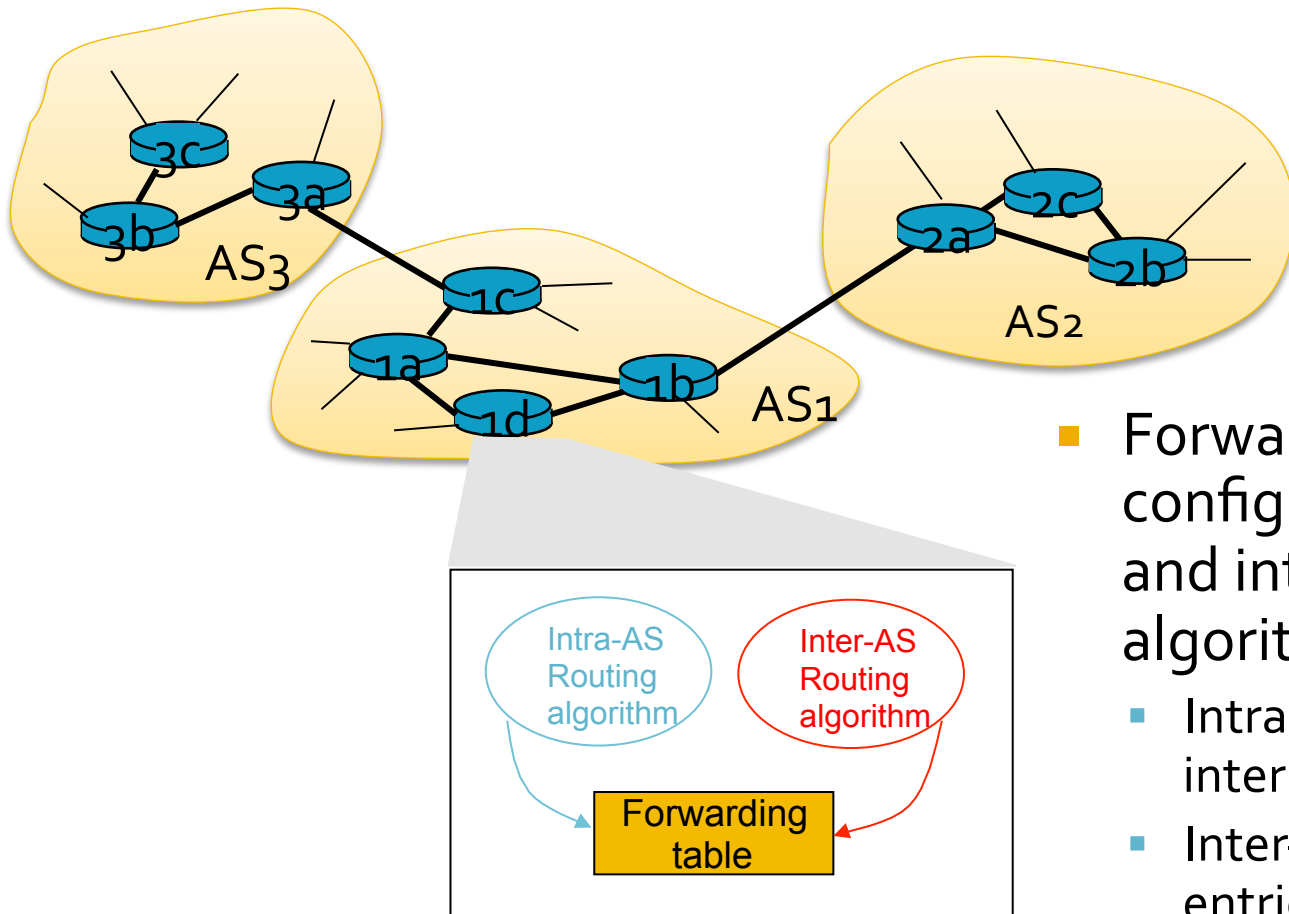
Hierarchical Routing

- Our routing discussion thus far has been idealized
 - All routers are identical
 - The network is “flat”
- This is not true in practice!
- **Problem 1 – Scale**
 - Hundreds of millions of destinations:
 - Can’t store all destinations in routing tables!
 - Routing table exchange would swamp links!
 - Distance-vector would never converge
- **Problem 2 - Administrative autonomy**
 - Internet = network of networks
 - Each network admin wants to control routing in his/her own network

Hierarchical Routing

- Aggregate routers into regions
 - aka “**autonomous systems**” (AS)
- Routers in same AS run same routing protocol
 - “Intra-AS” routing protocol
 - Routers in different AS can run different intra-AS routing protocol
- Border router
 - Direct link to router in another AS

Interconnected Autonomous Systems

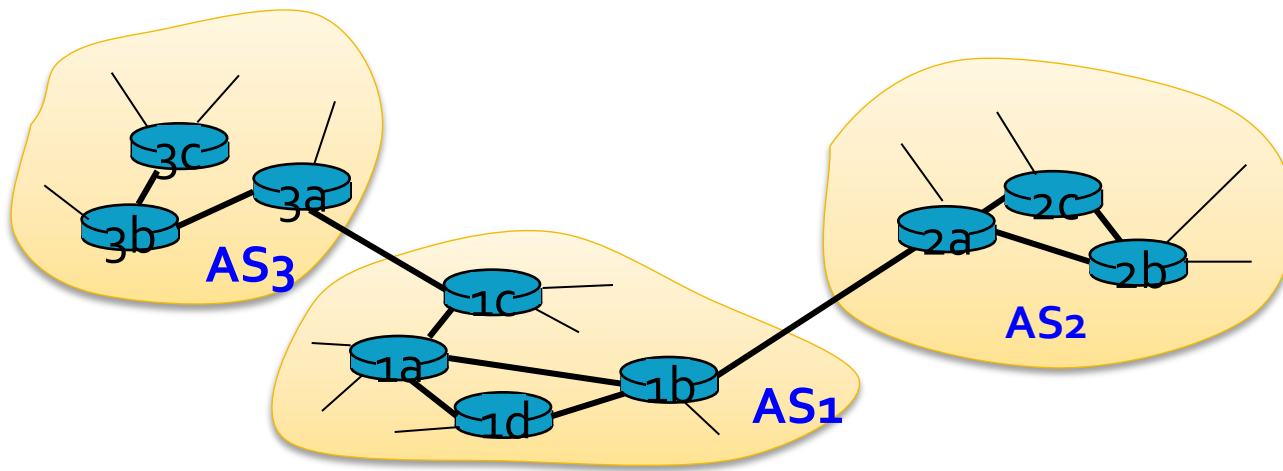


- Forwarding table configured by both intra- and inter-AS routing algorithm
 - Intra-AS sets entries for internal destinations
 - Inter-AS & intra-As sets entries for external destinations

Inter-AS tasks

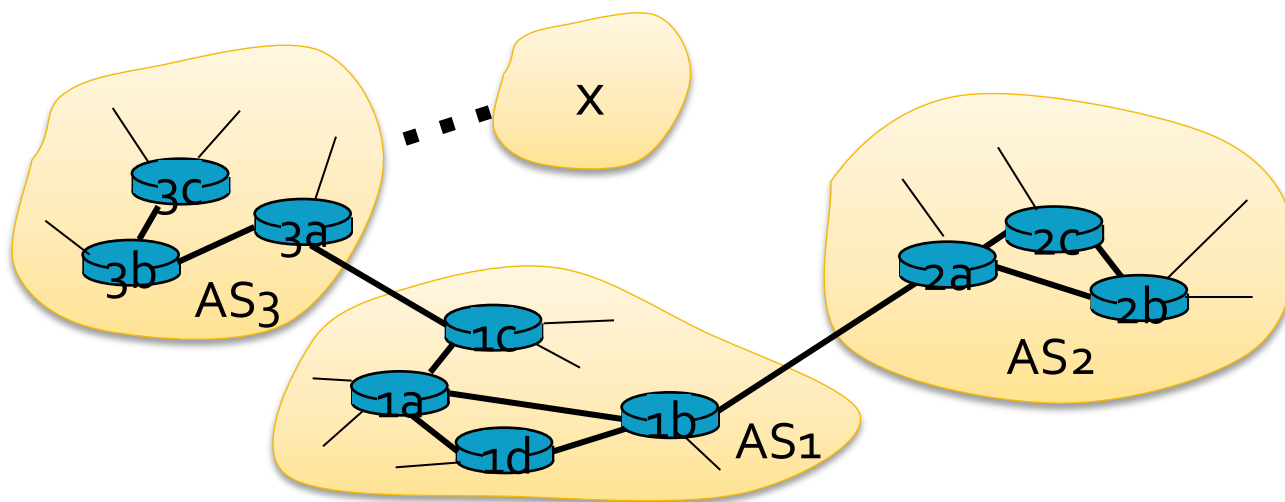
- Suppose router in AS₁ receives datagram destined outside of AS₁:
 - Router should forward packet to border router, but which one?

- AS₁ must:
 1. Learn which dests are reachable through AS₂ versus AS₃
 2. Propagate this reachability info to all routers in AS₁ (Job of inter-AS routing!)



Example: Setting Forwarding Table in Router 1d

- Suppose AS1 learns (via inter-AS protocol) that subnet X is reachable only via AS3 (gateway 1c) and not via AS2.
 - Inter-AS protocol propagates reachability info to all internal routers.
- Router 1d determines from intra-AS routing info that its interface n is on the least cost path to 1c.
 - Installs forwarding table entry (x, n)



Example: Choosing Among Multiple Autonomous Systems

- Now suppose AS₁ learns from inter-AS protocol that subnet *x* is reachable from AS₃ **and** from AS₂.
- To configure forwarding table, router 1d must determine towards which gateway it should forward packets for dest *x*.
 - This is also job of inter-AS routing protocol!

